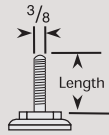


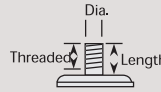
1 Series Straight Thread Stem

Up to 75 lbs models 3/8" dia., -16NC x 1-1/4" long threaded 1-1/8". **MTG1** option is 24NF x 11/16" long. Up to 145 lbs models are 3/8" dia., -16NC x 1-1/2" long.



2 Series Straight Thread Stem

Easy to install, the 7/16" hex nut beneath the lower raceway makes it fast and easy to install these casters on a wide variety of equipment. Standard mounting is **MTG53**: 1/2" dia., -13NC x 1-1/2" long threaded 1-3/8"

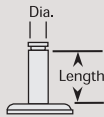


Options

- MTG10**: 1/2"-13UNC x 3/4" long
- MTG12**: 1/2"-13UNC x 1" long
- MTG13**: 5/8"-11UNC x 1-3/4" long
- MTG14**: 5/8"-18UNF x 1-3/4" long
- MTG15**: 3/4"-10UNC x 1-3/4" long
- MTG50**: 1/2"-20UNF x 1-1/2" long

1 Series Grip Ring Stem

Spring grip on top of stem holds caster firmly in place. Up to 75 lbs models have 3 options. **MTG1**: 3/8" dia. 1-9/16" long. **MTG2**: 7/16" x 1-9/16" long. **MTG50**: 7/16" x 1" long.



Up to 145 lbs models have 2 options.

- MTG2**: 7/16" x 1-1/2" long.
- MTG52**: 7/16" x 1-29/32"

Plastic Adapter Options

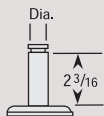
Available on up to 145lbs models only. Requires **MTG51** Grip Ring. Snaps easily in place to reduce damage to equipment tubing. Plastic adapters are non-conductive.

Plastic Adapter Specs

- MTG53**: Fits 7/8" x 18 ga. wall round tubing or any I.D. from 3/4" to 51/64"
- MTG54**: Fits 1" x 13 ga. wall round tubing or any I.D. from 51/64" to 13/64"
- MTG55**: Fits 1" x 14 ga. wall round tubing or any I.D. from 53/64" to 55/64"
- MTG56**: Fits 1" x 16 ga. wall round tubing or an I.D. from 57/64" to 29/32"

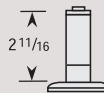
2 Series Grip Ring Stem

Spring grip on top of stem holds caster firmly in place. All stem lengths are 2-3/16". Standard is 5/8 dia. **MTG5**: 3/4" dia. **MTG6**: 13/16" dia. **MTG7**: 27/32" dia. **MTG8**: 7/8" dia. **MTG9**: 1" dia.



1 & 2 Series Expanding Adapter Stem

Turning of hex nut beneath lower raceway expands rubber adapter inside round or square tubing for a tight permanent fit. See chart at right for options.

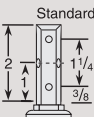


Inside Diameter of Tube	Mounting Code Numbers	
	Round Tubing	Square Tubing
3/4" - 13/16"	MTG40	-
7/8" - 15/16"	MTG41	MTG51
1" - 1-1/16"	MTG42	MTG52
1-1/8" - 1-3/16"	MTG43	MTG53
1-1/4" - 1-5/16"	MTG44	MTG54
1-3/8" - 1-7/16"	MTG45	MTG55
1-1/2" - 1-9/16"	MTG46	-
1-5/8" - 1-11/16"	MTG47	-

Stems are 2-11/16" long. Stem size less adapter 1/2" - 13NC x 2-11/16"

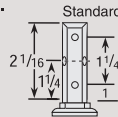
1 Series Square Stem

Stems may be bolted or riveted against any flat vertical surface. Standard: 3/4" square **MTG1**: 7/8" square, 1 Mtg. hole 17/64" dia., 2" long.



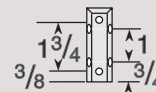
2 Series Square Stem

Stems may be bolted or riveted against any flat vertical surface. Standard: 3/4" square, 2-1/16" long, 3 Mtg. hole 17/64" dia. **MTG1**: 7/8" square, 2-3/16" long. **MTG4**: (Grip Ring) 7/8" dia. 2-3/16" long. **MTG3**: (Oct. Stem) 3/4"



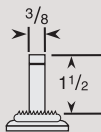
3 Series Square Stem

Stems may be bolted or riveted against any flat vertical surface. Standard: (**MTG31**) Four 17/64" dia. holes are drilled into stem. Two per side. 7/8" square, 2-1/2" long.



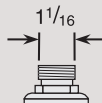
1 Series Wood Furniture Stem

Accepts 3/8" diameter hole approx. 1-5/8" deep.



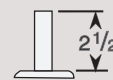
1 & 2 Series Pipe Thread Stem

Screws into standard 3/4" pipe couplings for rigid and permanent fit with full swivel action.



3 Series Round Stem

Lengths are 2-1/2" **MTG7**: 3/4" dia. **MTG9**: 7/8" dia. **MTG11**: 1" dia.



MOUNTING OPTIONS